



Chapter 3

Data and Signals



Note

To be transmitted, data must be transformed to electromagnetic signals.

3-1 ANALOG AND DIGITAL

*Data can be **analog** or **digital**. The term **analog data** refers to information that is continuous; **digital data** refers to information that has discrete states. Analog data take on continuous values. Digital data take on discrete values.*

Topics discussed in this section:

- **Analog and Digital Data**
- **Analog and Digital Signals**
- **Periodic and Nonperiodic Signals**



Analog and Digital Data

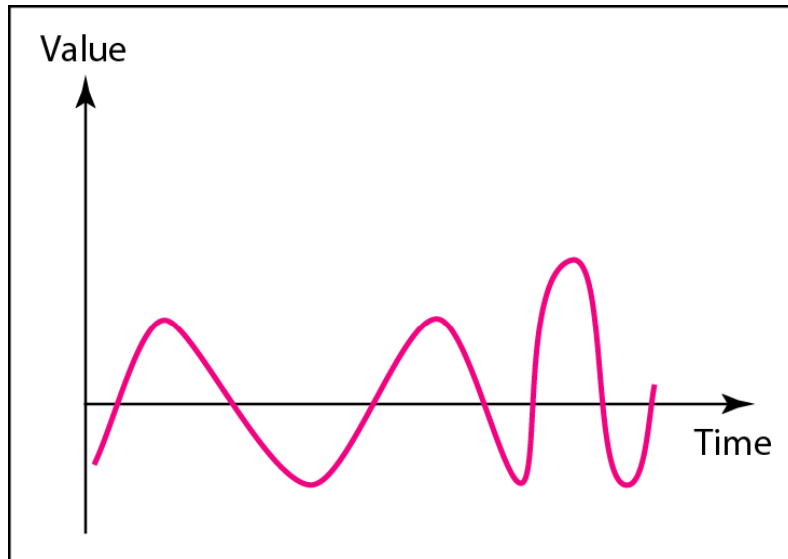
- *Data can be **analog or digital**.*
- *Analog data are continuous and take **continuous values**.*
- *Digital data have discrete states and take **discrete values**.*



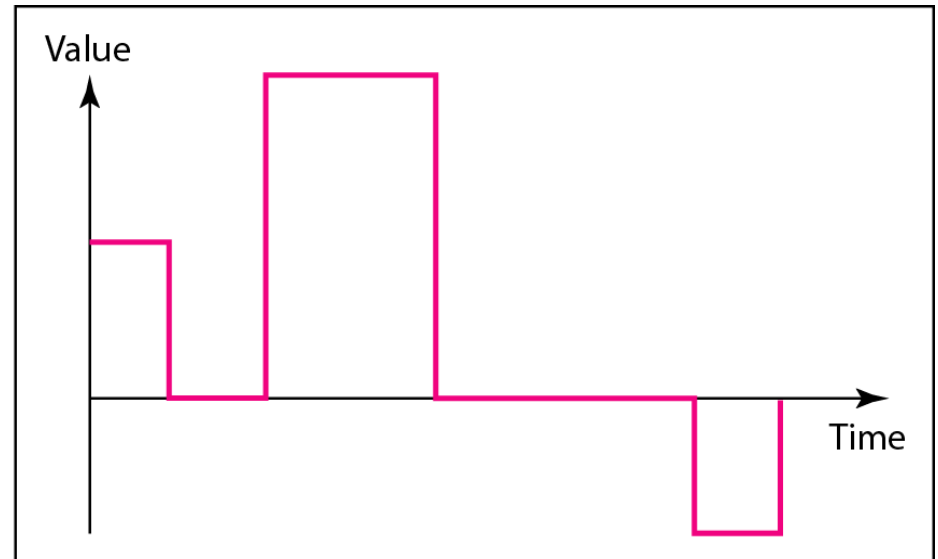
Analog and Digital Signals

- *Signals can be analog or digital.*
- *Analog signals can have an **infinite number** of values in a range.*
- *Digital signals can have only a **limited number** of values.*

Figure 3.1 *Comparison of analog and digital signals*



a. Analog signal



b. Digital signal

- *The simplest way to show signals is by plotting them on a pair of perpendicular axes.*
- *The **vertical axis** represents the value or strength of a signal.*
- *The **horizontal axis** represents time.*
- *The **curve** representing the analog signal passes through an **infinite number of points**.*
- *The **vertical lines** of the digital signal, however, demonstrate the **sudden jump** that the signal makes from value to value.*

Periodic and Nonperiodic Signals

- *Both analog and digital signals can take one of two forms: **periodic or nonperiodic** (sometimes refer to as aperiodic, because the prefix a in Greek means "non").*
- *A periodic signal completes a **pattern** within a measurable time frame, called a period, and repeats that pattern over subsequent identical periods.*
- *The completion of one full pattern is called a **cycle**.*
- *A nonperiodic signal changes without exhibiting a pattern or cycle that repeats over time.*

- *Both analog and digital signals can be **periodic or nonperiodic**.*
- *In data communications, we commonly use **periodic analog signals** (because they need less bandwidth) and **nonperiodic digital signals** (because they can represent variation in data).*

3-2 PERIODIC ANALOG SIGNALS

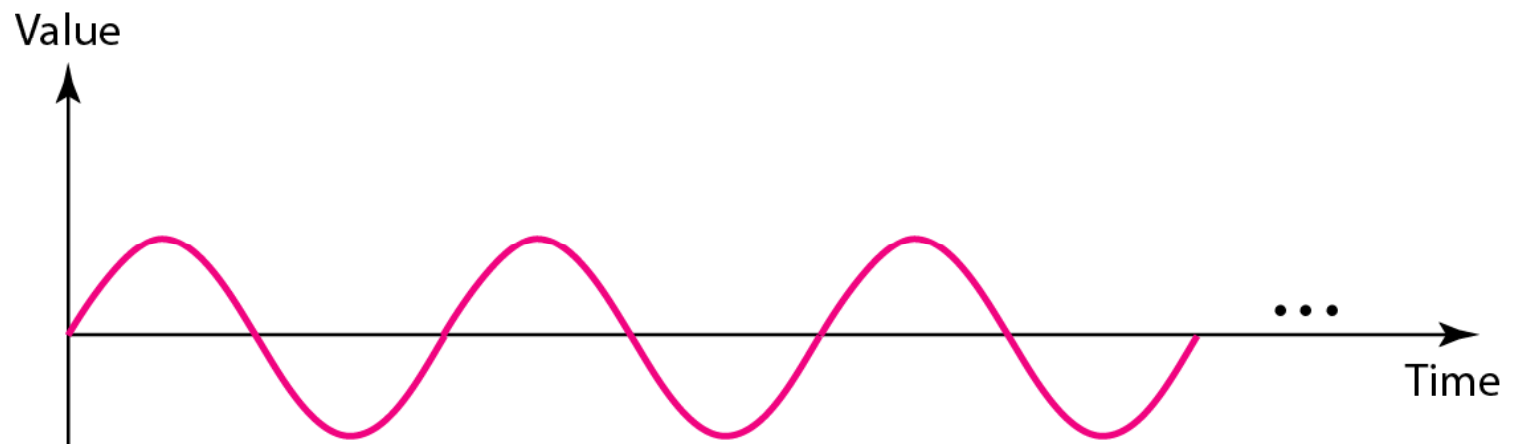
In data communications, we commonly use periodic analog signals and nonperiodic digital signals.

*Periodic analog signals can be classified as **simple** or **composite**.*

*A simple periodic analog signal, a **sine wave**, cannot be decomposed into simpler signals.*

A composite periodic analog signal is composed of multiple sine waves.

Figure 3.2 *A sine wave*



Sine Wave

- *The sine wave is the most fundamental form of a periodic analog signal.*
- *It is a simple oscillating curve, its change over the course of a cycle is smooth and consistent, a continuous, rolling flow.*
- *Each cycle consists of a single arc above the time axis followed by a single arc below it.*
- *A sine wave can be represented by three parameters: the peak amplitude, the frequency, and the phase.*

Peak Amplitude

- *The peak amplitude of a signal is the absolute value of its highest intensity, proportional to the energy it carries.*
- *For electric signals, peak amplitude is normally measured in volts.*

Period and Frequency

- *Period refers to the amount of time, in seconds, a signal needs to complete 1 cycle.*
- *Frequency refers to the number of periods in 1 s.*

•Note that period and frequency are just one characteristic defined in two ways.

•Period is the inverse of frequency, and frequency is the inverse of period, as the following formulas show.

$$f = \frac{1}{T} \quad \text{and} \quad T = \frac{1}{f}$$

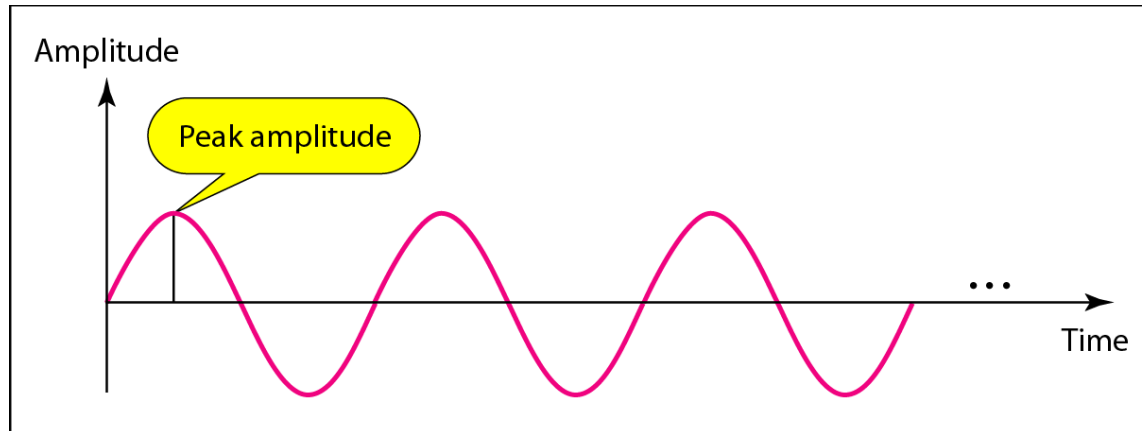


Note

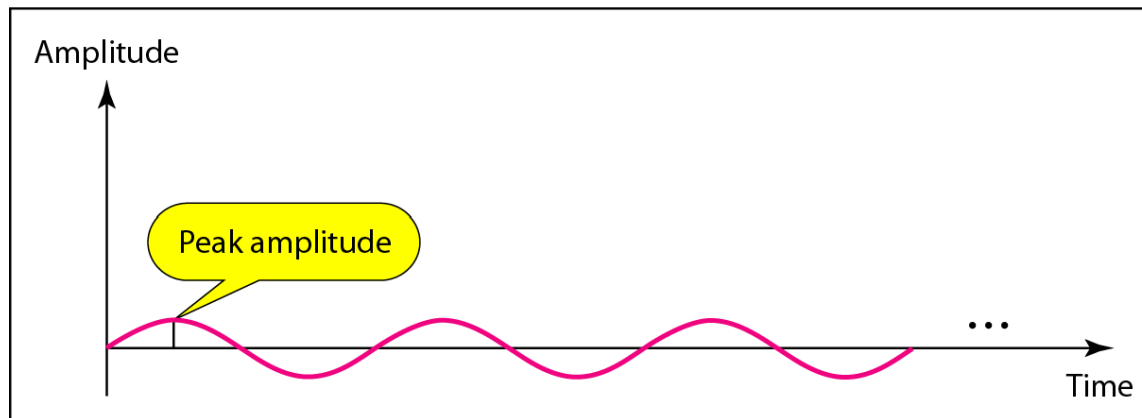
Frequency and period are the inverse of each other.

$$f = \frac{1}{T} \quad \text{and} \quad T = \frac{1}{f}$$

Figure 3.3 *Two signals with the same phase and frequency, but different amplitudes*

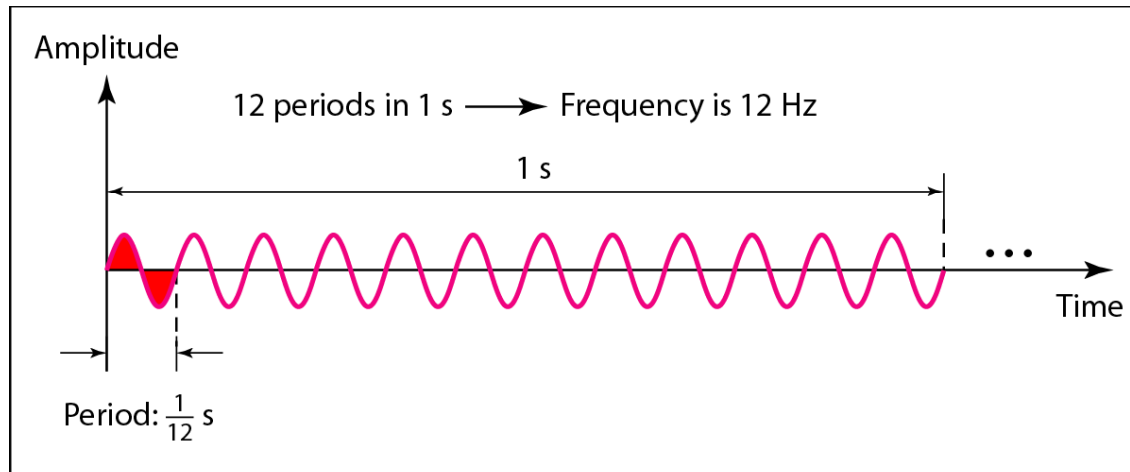


a. A signal with high peak amplitude

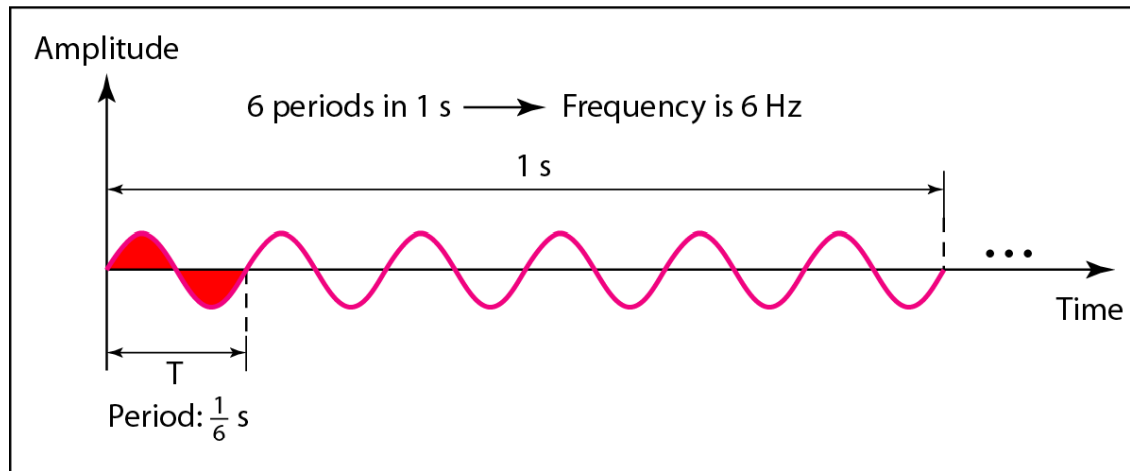


b. A signal with low peak amplitude

Figure 3.4 *Two signals with the same amplitude and phase, but different frequencies*



a. A signal with a frequency of 12 Hz



b. A signal with a frequency of 6 Hz



Frequency

- *Frequency is the rate of change with respect to time.*
 - *Change in a short span of time means high frequency.*
 - *Change over a long span of time means low frequency.*
-



Note

If a signal does not change at all, its frequency is zero.

If a signal changes instantaneously, its frequency is infinite.



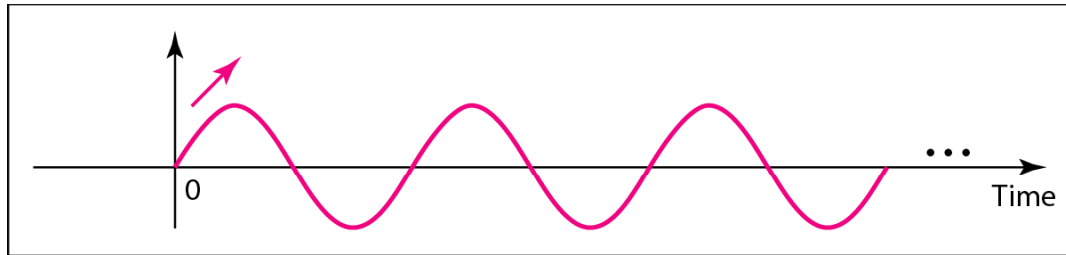
Note

Phase describes the position of the waveform relative to time 0.

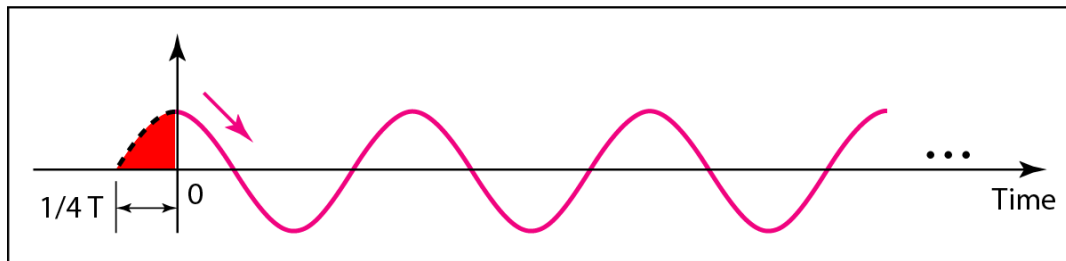
Phase

- *The term phase describes the position of the waveform relative to time 0.*
- *If we think of the wave as something that can be shifted backward or forward along the time axis, phase describes the amount of that shift.*
- *It indicates the status of the first cycle.*
- *Phase is measured in degrees or radians*

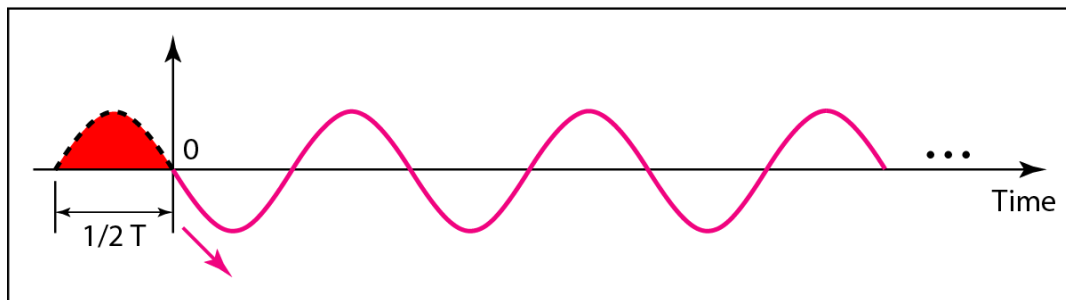
Figure 3.5 *Three sine waves with the same amplitude and frequency, but different phases*



a. 0 degrees



b. 90 degrees



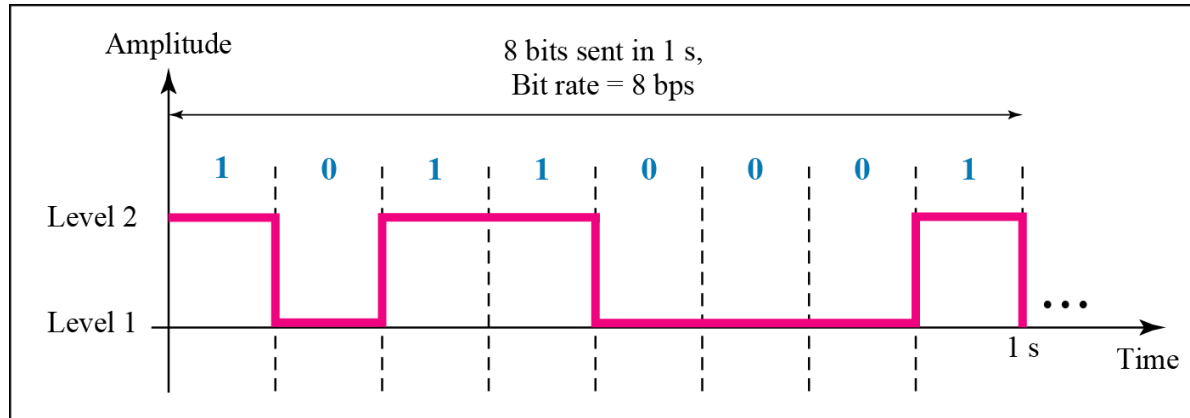
c. 180 degrees

- 1. A sine wave with a phase of 0° starts at time 0 with a zero amplitude. The amplitude is increasing.*
- 2. A sine wave with a phase of 90° starts at time 0 with a peak amplitude. The amplitude is decreasing.*
- 3. A sine wave with a phase of 180° starts at time 0 with a zero amplitude. The amplitude is decreasing.*

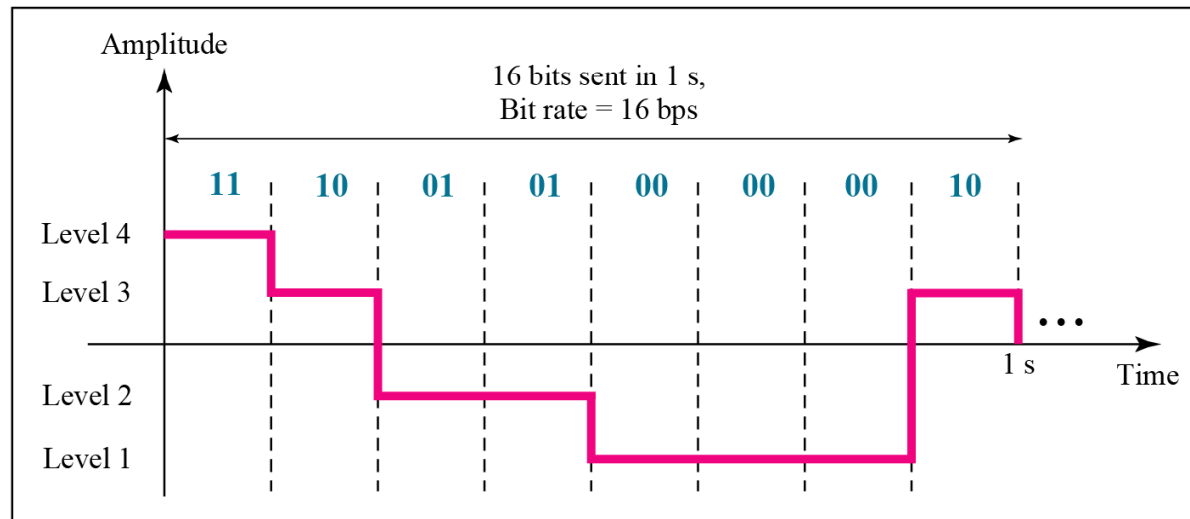
DIGITAL SIGNALS

- *In addition to being represented by an analog signal, information can also be represented by a **digital signal**.*
- *For example, a 1 can be encoded as a positive voltage and a 0 as zero voltage.*
- *A digital signal can have more than two levels. In this case, we can send more than 1 bit for each level.*

Figure 3.16 *Two digital signals: one with two signal levels and the other with four signal levels*



a. A digital signal with two levels



b. A digital signal with four levels

Bit Rate

- *Most digital signals are nonperiodic, and thus period and frequency are not appropriate characteristics.*
- *Another term-bit rate (instead of frequency)-is used to describe digital signals.*
- *The bit rate is the number of bits sent in 1 s, expressed in bits per second (bps).*